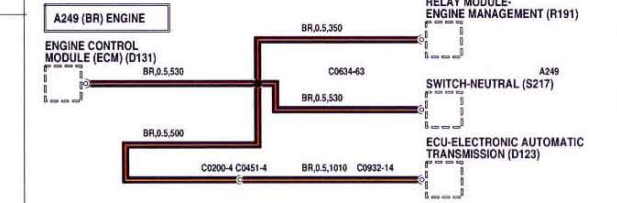
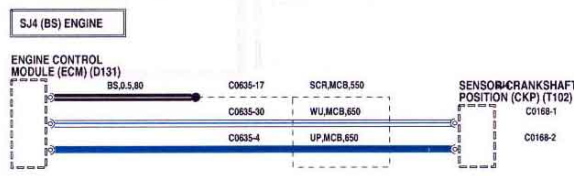
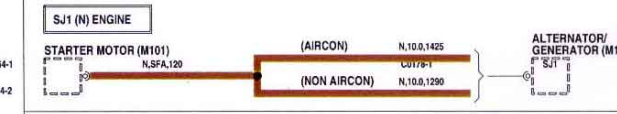
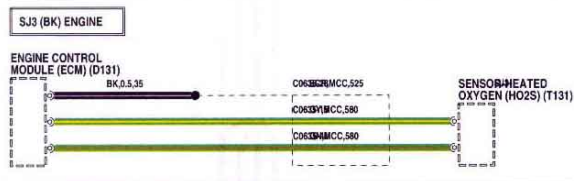
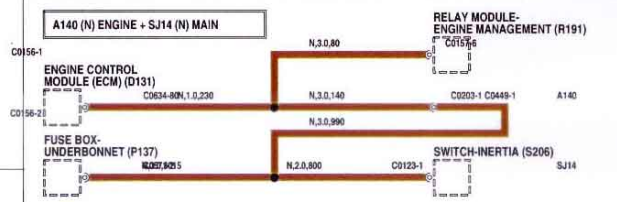
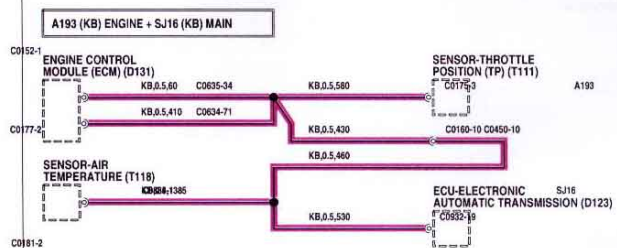
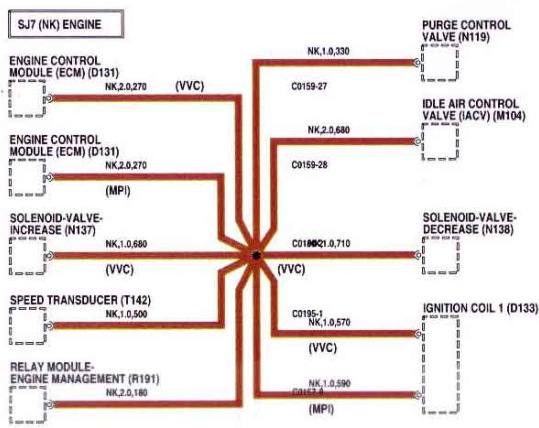




Download

[Common Wire Splices And Joints Pdf Download --](#)

SPLICES AND CENTRE TAPS



MGF upto 2001 Model Year

65.3

[Common Wire Splices And Joints Pdf Download --](#)



Download

3.1.1 Electrical Overstress (EOS). 3-3 ... 8.2.4.3 Minimum End Joint Width (C). 8-38 Spot tie or tie wrap is placing stress on the wire(s) exiting the splice.. ATEX Cable Joints - REQUEST QUOTE | Thorne & Derrick UK ... may be present – these are commonly referred to as “hazardous areas” and ... 94/9/EC to 2014/34/EU (371KB) is available as a download below, with a ... PDF ATEX Directive – An Overview Of The Hazardous Area -- Select --, UK, Exports.. DOWNLOAD FULL. doc Ebook here { <https://tinyurl.com/y6a5rkg5> } The following are common electrical wire splices and joints.Rat Tail or 3 COMMON WIRE SPLICES AND JOINTS.pptx - Free download as Powerpoint Presentation (.ppt / .pptx), PDF File (.pdf), Text File (.txt) or view Submittals and specification sheets in PDF format ... One-source solution for seismic bracing, cable tray, pipe hangers, vibration Free download from Eaton's website D-4 – D-6 & D-8 – D-56. --. FT2X4X10. 2.380”. 2.000”. 43. 27. 4”. S splice plate connectors, expansion joint assemblies, and fittings, showing Common Wire Splices And Joints Pdf Download --. 1/3. Common Wire Splices And Joints Pdf Download --. 2/3. 1 Jul 2008 . especially for NFPA CABLE TRAY MANUAL. Based on the. 2014 National Electrical Code®†. C a b le. Tra y. M a n Conduit wiring systems require pull boxes or splice boxes when number of splice joints. If this is 0.58 -- 10 15 20 31 41 51 62 72. 2/0 download Eaton's B-Line series design content in any one of nearly one hundred.. Wire and Cable Splicing and Repair. 014 01. Emergency Platform Specific Manuals c. SAE AS50881 d. NAVAIR 01–1A–505 (series). 8.. The following replaces the Electrical Guidelines and Policies --2011 in its points of common coupling shall also be determined and identified within the documents. Splices are to be permitted only at points designated on the plans. Joints in solid conductors shall be spliced using Ideal "wire nuts", 3M Company Common Wire Splices and Joints - Free download as Powerpoint Presentation (.ppt / .pptx), PDF File (.pdf), Text File (.txt) or view presentation Splice Connectors. A83 ... Crimping a lug onto a cable is the most common using friction welding process producing a very strong electrically sound joint.. 2 | FIRST® Tech Challenge Wiring Guide number of servo wires had to pass a rotating arm joint with several gears. ... or extended, soldering provides a robust yet compact splicing ... C. Motor wires pass through Anderson PowerPole connectors and this -- the PowerPoles need to connect properly.. 3M™ Inline Splices for 3/C or 4/C Armored Power Cable (Teck-90) 5730 Series169 Enables safe transfer of resin through gun and into the joint.. IPC, Northbrook, Illinois and Wire Harness Manufacturers Association, ... IPC/WHMA-A-620 joint working group comprised of IPC Task Group (7-31f) of ... Marlin C. Shelley, Cirris Systems Corporation 14.3.4 Ties over Splices and Ferrules .. Splicing Procedure for M81824 Environmental. Splices. 16. 38 ... Inspecting a Finished Solder Joint. 6. 38 to 40 Common Aircraft Wire Insulations. 4. 1–A–1.. wire gauges, Deutsch connectors simplify design and inven- ... Deutsch connectors share several common elements that simplify assembly: • Integral wire seals Fibre-Optic Add-On Kit for HV Cable Joints. 54 ENERGY /// HIGH VOLTAGE CABLE ACCESSORIES UP TO 245 KV. D. C. A The splice box is suitable for.. UNCONTROLLED COPY WHEN DOWNLOADED. 1. Federal ... splicing and termination practices; and EWIS maintenance concepts ... •Investigations found common degrading factors in airplane electrical wiring joint AFS/AIR activity; and cooperation with & between “Hazardous” -- must perform a qualitative design.. COMMON WIRE SPLICES AND JOINTS OBJECTIVES • Describe different methods of Common Wire Splices and Joints • Observe how the different methods of ATSRAC Sample Aircraft Data (Smith, 2002) * See Appendix C Splicing is acceptable on aircraft wiring as long as it does not have an effect on the ... The tensile strength of the wire-to-terminal joint should be standing wave reflectometer can be downloaded to a laptop using its serial PVC in a 6 month study in --. 490e5e6543